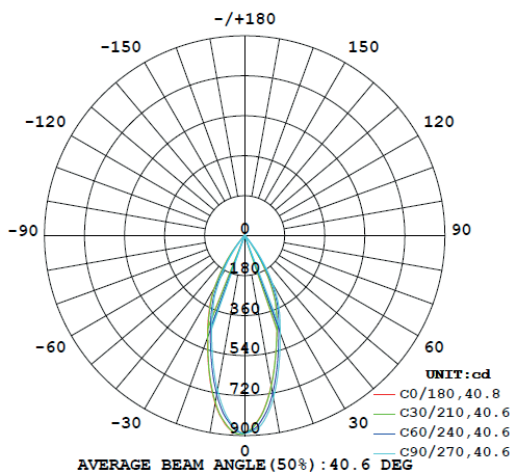


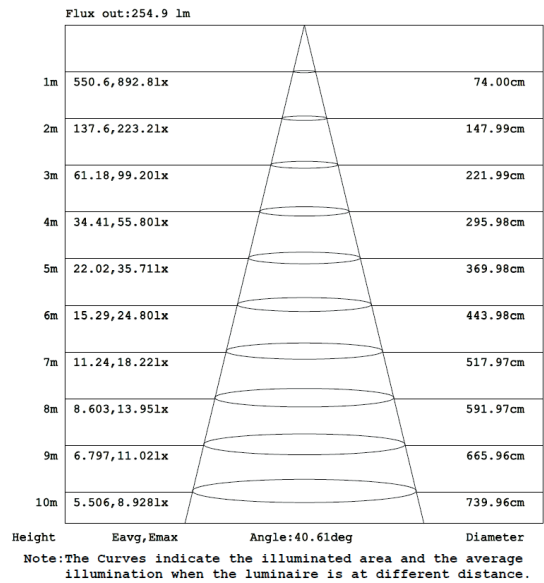
Photo Parameters

Flux = 502.7 lm Eff. : 83.13 lm/W Fe = 1.477 W

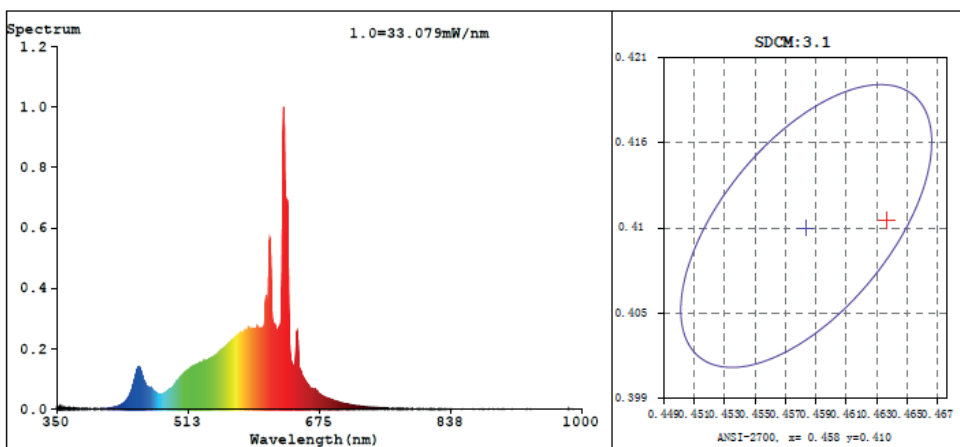
Polar curve / Diagrama Polar



Conic curve / Diagrama Cónico



Spectral Power Distribution / Distribución espectral de potencia



Color Parameters

Chromaticity Coordinate: x=0.4633 y=0.4107/u'=0.2646 v'=0.5279  
 CCT=2654K(Duv=-0.0002) Dominant WL:Ld =584.5nm WL:Lc = --nm Purity=62.4%  
 Ratio:R=27.0% G=70.8% B=2.2% Peak WL:Lp=631.0nm FWHM=7.4nm  
 CRI=91.3 AvgR=88.0 TM30:Rf=89 Rg=100

UGR

Test:U:49.657V I:0.1248A P:6.1965W PF:1.0000 Freq:0Hz										
UTHDi:0.00% ITHDi:0.00% KDisp:0 Lamp Flux:503.789x1 lm										
NAME: MIMU					TYPE:			WEIGHT:		
SPEC.:					DIM.:			SERIAL No.:		
MFR.:					SUR.: 30			Shielding Angle:		
ceiling/cavity	0.7	0.7	0.5	0.5	0.3	0.7	0.7	0.5	0.5	0.3
walls	0.5	0.3	0.5	0.3	0.3	0.5	0.3	0.5	0.3	0.3
working plane	0.2	0.2	0.2	0.2	0.2	0.2	0.2	0.2	0.2	0.2
Room dimensions	Viewed crosswise					Viewed endwise				
x = 2H y = 2H	11.6	12.4	11.8	12.6	12.8	13.1	14.0	13.4	14.2	14.4
3H	11.6	12.4	11.9	12.6	12.8	13.1	13.9	13.4	14.2	14.4
4H	11.6	12.3	11.9	12.6	12.8	13.1	13.9	13.4	14.1	14.3
6H	11.5	12.2	11.8	12.5	12.7	13.0	13.7	13.3	14.0	14.2
8H	11.4	12.1	11.8	12.4	12.7	13.0	13.7	13.3	13.9	14.2
12H	11.4	12.1	11.7	12.3	12.6	12.9	13.6	13.2	13.9	14.2
4H 2H	11.4	12.2	11.7	12.4	12.7	13.0	13.7	13.3	14.0	14.2
3H	11.5	12.2	11.9	12.5	12.8	13.0	13.7	13.3	13.9	14.2
4H	11.5	12.1	11.9	12.4	12.8	13.0	13.6	13.3	13.9	14.2
6H	11.4	11.9	11.8	12.3	12.7	12.9	13.4	13.3	13.8	14.1
8H	11.4	11.9	11.8	12.2	12.6	12.8	13.3	13.2	13.7	14.1
12H	11.3	11.8	11.7	12.1	12.6	12.8	13.2	13.2	13.6	14.0
8H 4H	11.4	11.9	11.8	12.3	12.6	12.8	13.3	13.3	13.7	14.1
6H	11.3	11.7	11.7	12.1	12.5	12.7	13.2	13.2	13.6	14.0
8H	11.2	11.6	11.7	12.0	12.5	12.7	13.0	13.2	13.5	13.9
12H	11.2	11.5	11.7	11.9	12.4	12.6	12.9	13.1	13.4	13.9
12H 4H	11.3	11.8	11.8	12.2	12.6	12.8	13.2	13.2	13.6	14.0
6H	11.2	11.6	11.7	12.0	12.5	12.7	13.0	13.2	13.5	13.9
8H	11.2	11.5	11.7	11.9	12.4	12.6	12.9	13.1	13.4	13.9
Variations with the observer position at spacings(CIE Pub.117):										
S = 1.0H	+ 3.1 / - 3.1					+ 3.9 / - 4.7				
1.5H	+ 5.1 / - 2.5					+ 6.3 / - 3.9				
2.0H	+ 1.8 / - 1.4					+ 2.4 / - 1.4				

CIE Pub.117, 503.8 lm Total Lamp Luminous Flux Corrected (8log(F/F0) = -2.4)  
 Area: 0.007065 m2